
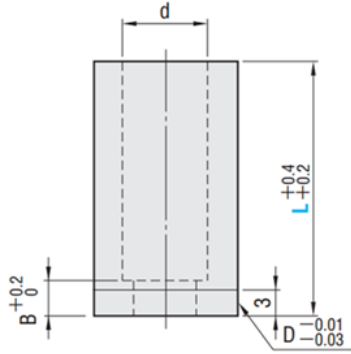
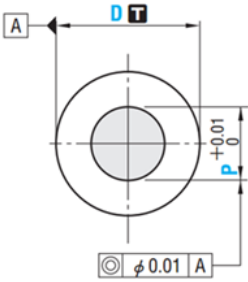
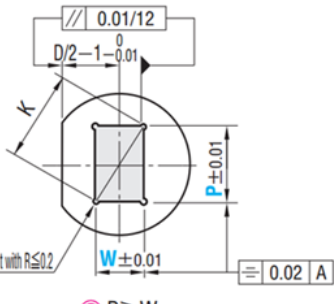
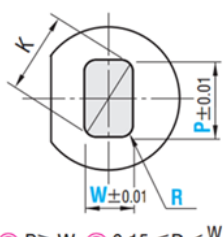
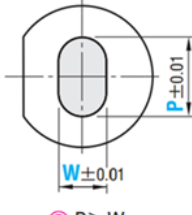
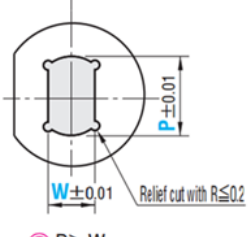


<p>—Straight—</p> 	Shank diameter D tolerance	M H	D dimension	Type	
	D_{n5}	SKH51 61~64HRC	D3~ 5	A MSG	
		SKD11 59~62HRC	D6~16	D SGD R SGR E SGE G SGG	
SKD11 59~62HRC	D8~16				

Tip shape A	Tip shape D	Tip shape R	Tip shape E	Tip shape G
				
	<p>⊙ P ≥ W</p> <p>⊙ $K = \sqrt{P^2 + W^2}$</p>	<p>⊙ P ≥ W</p> <p>⊙ $0.15 \leq R < \frac{W}{2}$</p> <p>⊙ $K = \sqrt{(P-2R)^2 + (W-2R)^2} + 2R$</p>	<p>⊙ P > W</p>	<p>⊙ P > W</p>

D tolerance		Type	D	L					0.01mm increments				B	d	H
D	n5			A		D R E G			R	P·Kmax.	P·Wmin.	R			
				min.	max.	P·Kmax.	P·Wmin.	R							
3	+0.008 +0.004	(SKH51) Straight type (D _{n5}) MSG	3	10	13	16	20	0.30~ 0.70	—	—	—	2	2.0	4	
4	+0.013 +0.008		4	10	13	16	20	22	25	0.30~ 2.00	—		—	2.4	5
5			5	10	13	16	20	22	25	0.50~ 2.50	—		—	2.9	6
6	+0.016 +0.010	(SKD11) Straight type (D _{n5}) MSG SGD SGR SGE SGG	(6)	10	13	16	20	22	25	1.00~ 3.00	—	—	3	3.4	9
8			8	10	13	16	20	22	25	1.00~ 4.00	4.00	1.00		4	4.4
10			10	10	13	16	20	22	25	2.00~ 6.00	6.00	1.20	6		6.4
13	+0.020 +0.012	13	10	13	16	20	22	25	3.00~ 8.00	8.00	1.50	8.4		16	
16		16	10	13	16	20	22	25	3.00~ 10.00	10.00	2.00	10.6		19	

⊙ The D=(6) straight type is a specification available for shape **A** only. ⊙ D=(6)的直杆型没有**D** **R** **E** **G**形状。



Type - D - L - P - W - R(® only)

MSG - **D6** - **L22** - **P2.50**

SGR - **D13** - **L25** - **P6.53** - **W2.55** - **R0.25**