
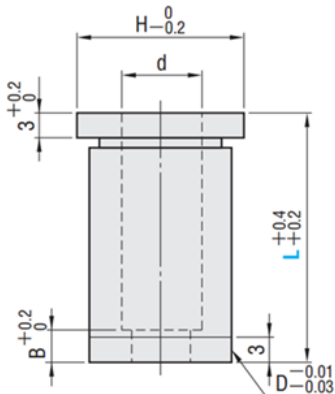
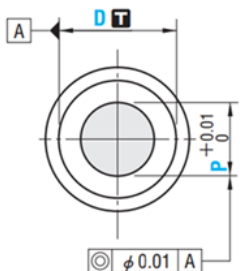
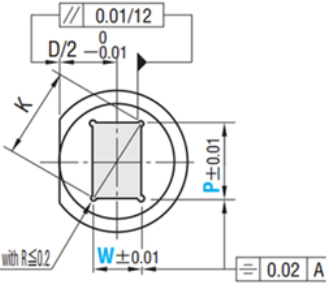
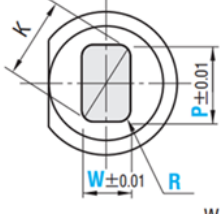
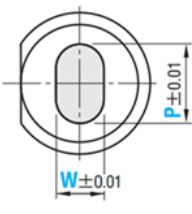
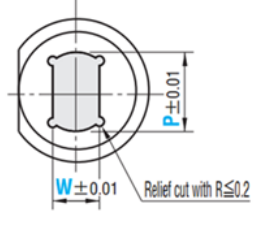


**Punch Guide Bushings-Headed**

**凸模導套-肩型**

<p>— Headed —</p> 	Shank diameter <b>D</b> tolerance	<b>M</b> <b>H</b>	D dimension	Type	
	<b>D<sub>m5</sub></b>	SKH51 61~64HRC	D3~ 5	<b>A</b> <b>MHG</b>	
		SKD11 59~62HRC	D6~16	<b>D</b> <b>HGD</b> <b>R</b> <b>HGR</b> <b>E</b> <b>HGE</b> <b>G</b> <b>HGG</b>	

Tip shape	Tip shape	Tip shape	Tip shape	Tip shape
<b>A</b>	<b>D</b>	<b>R</b>	<b>E</b>	<b>G</b>
				
	<ul style="list-style-type: none"> <li><math>P \geq W</math></li> <li><math>K = \sqrt{P^2 + W^2}</math></li> </ul>	<ul style="list-style-type: none"> <li><math>P \geq W</math></li> <li><math>0.15 \leq R &lt; \frac{W}{2}</math></li> <li><math>K = \sqrt{(P-2R)^2 + (W-2R)^2} + 2R</math></li> </ul>	<ul style="list-style-type: none"> <li><math>P &gt; W</math></li> </ul>	<ul style="list-style-type: none"> <li><math>P &gt; W</math></li> </ul>

D tolerance		Type	D	L					0.01mm increments				B	d	H		
D	m5								A	D	R	E				G	R
				min. P	max. P	P·Kmax.	P·Wmin.	R									
3	+0.006 +0.002	(SKH51) Headed type (D <sub>m5</sub> ) <b>A</b> <b>MHG</b>	3	10	13	16	20	0.30~ 0.70	—	—	—	—	2	2.0	4		
4	+0.009 +0.004	<b>A</b> <b>MHG</b>	4	10	13	16	20	22	25	0.30~ 2.00	—	—	—	2.4	5		
5			5	10	13	16	20	22	25	0.50~ 2.50	—	—		2.9	6		
6	+0.012 +0.006	(SKD11) Headed type (D <sub>m5</sub> ) <b>A</b> <b>MHG</b>	6	10	13	16	20	22	25	1.00~ 3.00	3.00	1.00	0.15 ≤ R < W/2 (R only)	3	3.4	9	
8		<b>A</b> <b>MHG</b>	8	10	13	16	20	22	25	1.00~ 4.00	4.00	1.00		4	4.4	11	
10		<b>D</b> <b>HGD</b> <b>R</b> <b>HGR</b> <b>E</b> <b>HGE</b> <b>G</b> <b>HGG</b>	10	10	13	16	20	22	25	2.00~ 6.00	6.00	1.20			6.4	13	
13	+0.015 +0.007	<b>E</b> <b>HGE</b> <b>G</b> <b>HGG</b>	13	10	13	16	20	22	25	3.00~ 8.00	8.00	1.50	6	8.4	16		
16			16	10	13	16	20	22	25	3.00~ 10.00	10.00	2.00		10.6	19		

☎ Type - D - L - P - W - R(® only)

**MHG - D6 - L25 - P2.50**

**HGR - D13 - L16 - P7.22 - W3.22 - R0.15**