


# Wheel Dresser

WHEEL DRESSER

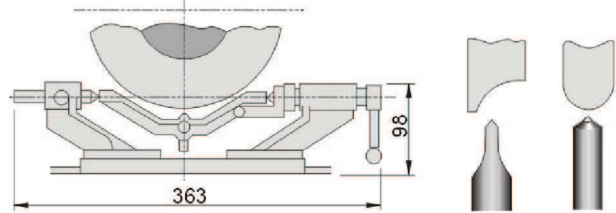
## 52430 RD30 Precision Concave Convex Forming Dresser




N.W. 2.6kg

### Features :

- RD30 is accurately controlled by handle, suitable for small convex/concave dressing, Convex R0.2~12mm, Concave R0.2~20mm.
- Suitable for applying wheel under  $\varnothing 205\text{mm}$



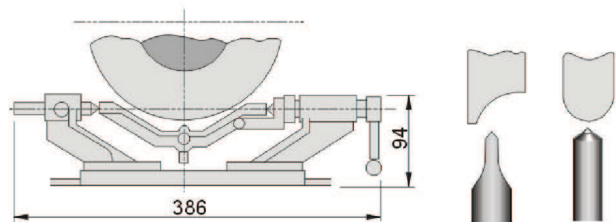
## 52440 RD30A Precision Concave Convex Forming Dresser



N.W. 2.8kg

### Features :

- RD30A is accurately controlled by handle, suitable for small convex/concave dressing, Convex R0.2~12mm, Concave R0.2~20mm.
- Suitable for applying wheel under  $\varnothing 205\text{mm}$



## 52450 RD40 Concave Convex Forming Dresser



N.W. 6.2kg

### Features :

- This medium type dresser is applied to surface grinders for convex and concave dressing.
- Suitable for wheels under 8" ( $\varnothing 205\text{mm}$ ).
- Work range : Convex R0.5-40mm
- Concave R0.5-90mm

