

B	ℓ	L	Part Number		S 5mm increments
			TYPE	A	
11	14.5	S + 29	TLK TLKH	19	50 ~ 230 (250)
14	17	S + 34		25	50 ~ 270 (300)
17	18.5	S + 37		32	80 ~ 350 (400)
21	20.5	S + 41		38	100 ~ 400 (450)

The figures in ( ) are applicable for TLK only



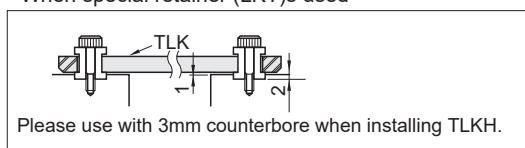
Order Example

TYPE	S
TLK25	- 100

Alteration	Code	Spec.										
	SC	SC=1mm increments <table border="1"> <thead> <tr> <th>Part Number</th> <th>SC designation range</th> </tr> </thead> <tbody> <tr> <td>TLK/TLKH19</td> <td>50 &lt; SC &lt; 230(250)</td> </tr> <tr> <td>TLK/TLKH25</td> <td>50 &lt; SC &lt; 270(300)</td> </tr> <tr> <td>TLK/TLKH32</td> <td>80 &lt; SC &lt; 350(400)</td> </tr> <tr> <td>TLK/TLKH38</td> <td>100 &lt; SC &lt; 400(450)</td> </tr> </tbody> </table>	Part Number	SC designation range	TLK/TLKH19	50 < SC < 230(250)	TLK/TLKH25	50 < SC < 270(300)	TLK/TLKH32	80 < SC < 350(400)	TLK/TLKH38	100 < SC < 400(450)
Part Number	SC designation range											
TLK/TLKH19	50 < SC < 230(250)											
TLK/TLKH25	50 < SC < 270(300)											
TLK/TLKH32	80 < SC < 350(400)											
TLK/TLKH38	100 < SC < 400(450)											

■ Example for mounting TLK • TLKH

- When special retainer (LKT)s used



- When special retainer (LKR/LKRH)s used

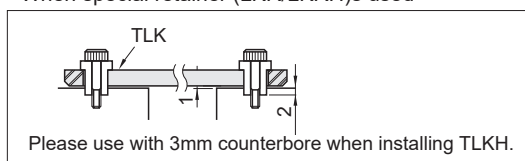


Fig. 1 Mold closed

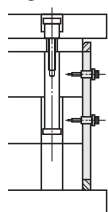


Fig. 2 Mold opened

