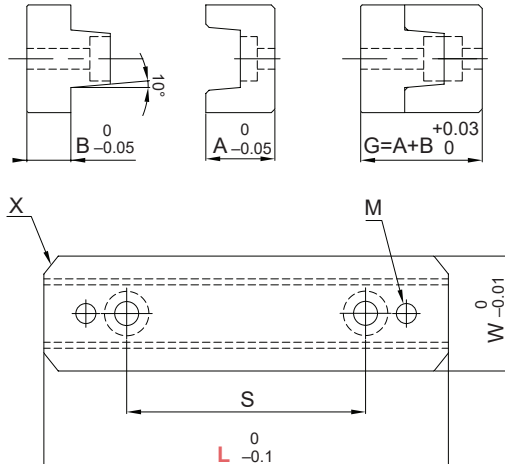


GTBL

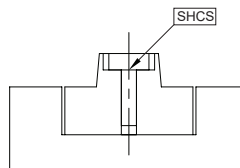


(M)	(H)
YK30	Male HRC50°~55° Female HRC55°~60°

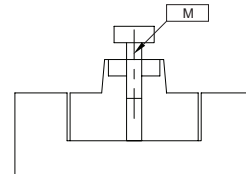
Type	L	W	A	B	G	S	X	Installation Bolt	No. Holes	M Extract Tap Hole
GTBL	50	25	17.5	8	25.5	0	5	M5	1	M5
	100	30	22	10	32	60	5	M6	2	M6
	150	40	25	13	38	100	5	M8	2	M8

Order Example

TYPE	L
GTBL100	



i Fixation screw



i Extraction screw