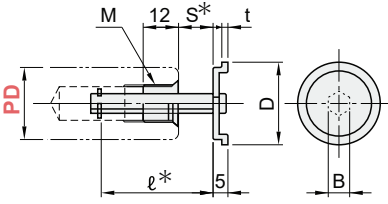

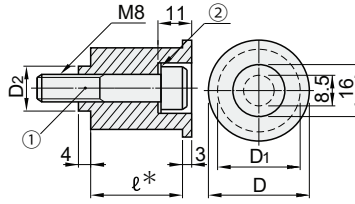
	<p>STM (Movable stopper)</p>  <p>* Determined according to the ball cage length.</p> <table border="1" data-bbox="912 511 1245 562"> <tr> <td>M</td> <td>S45C, SPC -1(Stopper cap)</td> </tr> <tr> <td>H</td> <td>Black oxide (Fe₃O₄)</td> </tr> </table>	M	S45C, SPC -1(Stopper cap)	H	Black oxide (Fe ₃ O ₄)		
M	S45C, SPC -1(Stopper cap)						
H	Black oxide (Fe ₃ O ₄)						
	<p>STK (Fixed-type stopper)</p>  <p>* Determined according to the ball cage length.</p> <table border="1" data-bbox="912 801 1245 871"> <tr> <td>M</td> <td>S45C</td> </tr> <tr> <td>H</td> <td>Black oxide (Fe₃O₄)</td> </tr> <tr> <td>A</td> <td>① CB ② Spring washer</td> </tr> </table>	M	S45C	H	Black oxide (Fe ₃ O ₄)	A	① CB ② Spring washer
M	S45C						
H	Black oxide (Fe ₃ O ₄)						
A	① CB ② Spring washer						

PD Post diameter	D	M × P	B	t	D ₁	D ₂	② ① Spring washer	Catalog No.	
								TYPE	PD
20	24	10 × 1.5	5	1.6	19	14	Nominal diameter according to JIS B1251-1984 is 8mm	STM (Movable stopper)	20 50
22	26				21				22 50 60
25	29				24				25 60 75
28	33	12 × 1.5	6	27	28 60 75				
32	37			31	32 75 90				
38	44			37	38 75 90				
45	51	16 × 1.5	8	2.0	44	20		STK (Fixed stopper)	45 90 110
50	56				49				50 90 110
60	66				59				60 90 110

L Ball cage length	STM		STK	
	S	ℓ	ℓ	① CB
50	0 ~ 19	31	15	8 - 30
60	0 ~ 23	35	20	8 - 35
75	0 ~ 30	42	25	8 - 40
90	0 ~ 37	49	30	8 - 45
110	0 ~ 47	59	35	8 - 50



Order Example

TYPE	L
STK32	- 90