

ESN - ESNT	
M	SKD61
H	Surface: 900HV~ Base Material: 40~45HRC

T	Tolerance
4mm	0 - 0.02
6 - 8mm	0 -0.05

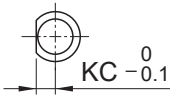


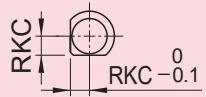

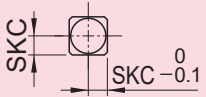
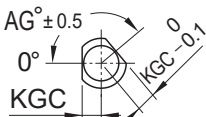
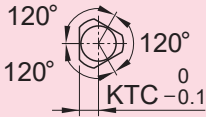
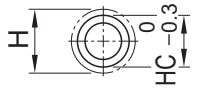
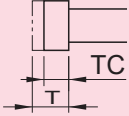
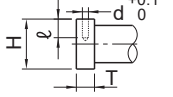
LC	L
+0.02 0 +0.05 LC > 200 → 0	+5 +0.1
+0.5 LC > 500 → 0	

4mm head		JIS head		TYPE		D	P 0.01mm increments	L or LC L → 1mm increments LC → 0.01mm increments	N 1mm increments
H	T	H	T	4mm head	JIS head				
—	—	3	4	—	—	1.5	0.80 ~ 1.40	40.00 ~ 200.00	N ≥ 15 and 15 ≤ (L-N) ≤ 150
—		4				2	0.80 ~ 1.90	40.00 ~ 300.00	
—		5				2.5	0.80 ~ 2.40	40.00 ~ 400.00	
—		6				3	1.00 ~ 2.90		
—		7				3.5	1.50 ~ 3.40		
7	4	8	6	ESN	ESNT	4	1.50 ~ 3.90	40.00 ~ 500.00	N ≥ 15 and 20 ≤ (L-N) ≤ 200
8		9				4.5	2.50 ~ 4.40		
9		10				5	3.00 ~ 4.90		
10		11				5.5	3.50 ~ 5.40		
11		13				6	4.00 ~ 5.90		
15		15				6.5	4.50 ~ 6.40		
17		17				7	4.90 ~ 6.90		
						8	5.90 ~ 7.90		
						10	7.90 ~ 9.90		
						12	8.90 ~ 11.90		



Order Example

TYPE	D	P	L(LC)	N	(KC-WKC...etc)
ESNT	- D5	- P3	- LC120.5	- N50	- KC1.5

Alterations	Code	Spec.
	KC	Single flat cutting $P/2 \leq KC < H/2$
	WKC	Two flats cutting $P/2 \leq WKC < H/2$
	KAC KBC	Varied width parallel flats cutting $P/2 \leq KAC < H/2$ KBC = 0.1mm increments only $KAC < KBC < H/2$
	RKC	Two flats (right angled) cutting $P/2 \leq RKC < H/2$
	DKC	Three flats cutting $P/2 \leq DKC < H/2$
	SKC	Four flats cutting $P/2 \leq SKC < H/2$
	KGC	Two flats (angled) cutting $P/2 \leq KGC < H/2$ AG = 1° increments $0 \leq AG < 360$
	KTC	Three flats cutting at 120 $P/2 \leq KTC < H/2$
	HC	HC = 0.1mm increments $P+1 \leq HC < H, P \geq 1.5$
	TC	TC = 0.1mm increments $T/2 \leq TC < T, P \geq 1.5$ Dimension L becomes shorter by (T-TC)
	NC	Dowel hole boring Available when $H \geq 4$

About Designation Unit for Key Flat Cutting

(1)
To align the key flat with the shaft diameter

Unit of designation

0.05mm increments possible

(2)
To designate arbitrary key flat dimensions

Unit of designation

0.1mm