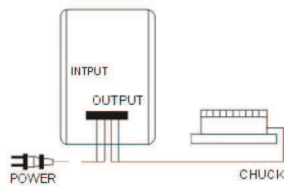



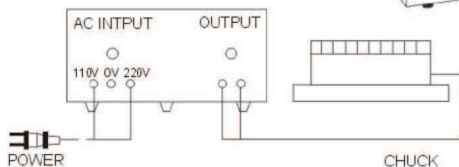

**54838**
**WL115C**
**Chuck Controller**


### Features :

- ▶ Suitable for standard type of electric magnetic chucks.
- ▶ Operation time is 6 ~ 15 seconds with current capacity of 5A.
- ▶ Fine adjustment is available with LED light indication.
- ▶ Suitable for any kind of electric magnetic chucks.
- ▶ Split made is available for install in machines.

Unit:mm

Order No.	Model	Input Volt.	Output Volt.	Current	L	W	H	N.W.
54838-110	WL115C	AC 110V 1PH	DC 0-100V	5A	200	137	122	3.5kg
54838-220	WL115C	AC 220V 1PH	DC 0-100V	5A	200	137	122	3.5kg

**54840**
**HD510**
**Chuck Controller**


### Features :

- ▶ Suitable for powerful type of electric magnetic chucks.
- ▶ Operation time is 6 ~ 15 seconds with current capacity of 10A/15A/20A.
- ▶ Fine adjustment is available with LED light indication.
- ▶ Suitable for any kind of electric magnetic chucks.
- ▶ Split made is available for install in machines.

Unit:mm

Order No.	Model	Input Volt.	Output Volt.	Current	L	W	H	N.W.
54840-10-110	HD510-10A	AC 110V 1PH	DC 0-120V	10A	150	330	260	15kg
54840-10-220	HD510-10A	AC 220V 1PH	DC 0-120V	10A	150	330	260	15kg
54840-15-220	HD510-15A	AC 220V 1PH	DC 0-120V	15A	150	330	260	20kg
54840-15-380	HD510-15A	AC 380V 1PH	DC 0-120V	15A	150	330	260	20kg
54840-20-220	HD510-20A	AC 220V 1PH	DC 0-120V	20A	180	385	295	32kg
54840-20-380	HD510-20A	AC 380V 1PH	DC 0-120V	20A	180	385	295	32kg

MAGNETIC TOOLS