
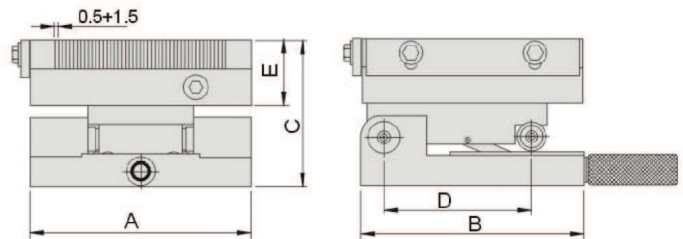
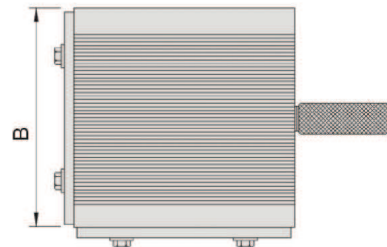


54170
MSP
Sine Magnetic Chuck
MSP35SA

MSP47SA

MSP66SA


Features :

- ▶ This magnetic chuck has fine-tuning function with high accuracy and high stability.
- ▶ Tiny workpiece can be attracted with pole pitch 1.5mm.
- ▶ Parallelism within 0.003mm / 100mm
- ▶ Adjustable angle 0-55°.



Unit:mm

Order No.	Model	A	B	C	D	E	N.W.
54170-35	MSP35SA	130	75	83	50	37	5.6kg
54170-47	MSP47SA	175	100	90	75	41	10.5kg
54170-66	MSP66SA	150	150	89	100	39	13.1kg