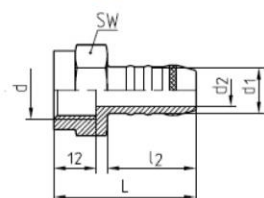
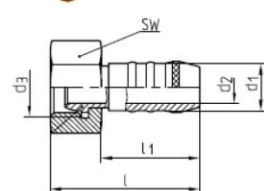


SW	L	l ₁	d ₂	d ₁	d	Order No.
11	33,5	7	4,5	9	M 8x0,75	Z87/ 9/ 8x0,75
			6		M10x1	10x1
					G1/8A	R1/8
15	40	9	9	13	M12x1,5	Z87/13/12x1,5
					M14x1,5	14x1,5
					M16x1,5	16x1,5

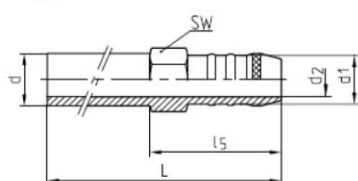
SW	L	l ₁	d ₂	d ₁	d	Order No.
15	40	9	9	13	G1/4A	Z87/13/R1/4
17					G3/8A	R3/8
27	56	16	13	19	M24x1,5	Z87/19/24x1,5
22	50	12			G1/2A	R1/2
27	56	16			G3/4A	R3/4



SW	L	l ₂	d ₂	d ₁	d	Order No.
17	37,5	22,5	6	9	M14x1,5	Z875/ 9/14x1,5
22	40	25	9	13	M16x1,5	13/16x1,5



SW	l	l ₁	d ₂	d ₁	d ₃	Order No.
17	40	23,5	6	9	M14x1,5	Z876/ 9/14x1,5
					G1/4	9/ R1/4
22	41	27	9	13	M16x1,5	13/16x1,5
22	41	27	9	13	G3/8	Z876/13/R3/8
30	52	32	13	19	M24x1,5	19/24x1,5
32					G3/4	19/R3/4



SW	d ₂	d	l ₅	d ₁	L	Order No.
11	6	10	29,5	9	120	Z91/9x120
					240	9x240
					360	9x360
15	9	14	35	13	120	Z91/13x150
					300	13x300
					450	13x450
22	13	21	40	19	500	19x500